

Lab: Create an IBM Cloud Account

Lab Objectives:

After completing this lab, you will have signed up for a free account on IBM Cloud.

Lab Overview:

IBM Cloud offers numerous cloud resources and services. In this hands-on lab, you will create a Lite account on IBM Cloud. You can subsequently use your IBM Cloud Lite account, in this course or otherwise, to explore the catalog and provision many cloud services at no charge.

Note:

This lab can be completed for free and a credit card is NOT required to sign up for an IBM Cloud Lite account. This lab can be completed from your desktop, tablet or mobile phone using a recent version of a modern web-browser like Chrome, Firefox, Edge, or Safari. You need to be able to access your email account to complete the sign-up process.

About IBM Cloud:

The IBM cloud platform globally deployed across data centers around the world, combines platform as a service (PaaS) with infrastructure as a service (IaaS) to provide an integrated experience. The platform scales and supports both small development teams and organizations, and large enterprise businesses.

The platform is built to support your needs whether it's working only in the public cloud or taking advantage of a multicloud deployment model. IBM Cloud offers a variety of services including Compute, Network, Storage, Management, Security, Databases, Analytics, AI and Cloud Paks.

Lab Instructions:

You will perform this lab by completing the following tasks:

1. Sign-up
2. Confirm
3. Login

If you already have an IBM Cloud account, you can skip Tasks 1 and 2 and proceed with *Task 3: Login to your IBM Cloud account.*

Task 1: Sign up for IBM Cloud

1. Go to: [Create a free account on IBM Cloud](#)
2. In the **Email** box, enter your email address and then click the arrow.

Already have an IBM Cloud account? [Log in](#)

Create a free account

Join us in the cloud and start building today.

Let's get you started
You don't have an IBM Cloud account yet. Sign up for one with your IBMid to start building in the cloud.

Email

First Name

Last Name

Country or Region
United States

Password

IBM may use my contact data to keep me informed of products, services and offerings:
 by email, by telephone.

You can withdraw your marketing consent at any time by sending an email to netsupp@us.ibm.com. Also you may unsubscribe from receiving marketing emails by clicking the unsubscribe link in each such email.

More information on our processing can be found in the [IBM Privacy Statement](#). By submitting this form, I acknowledge that I have read and understand the IBM Privacy Statement.

I accept the product [Terms and Conditions](#) of this registration form.

3. When your email address is accepted, enter your **First Name, Last Name, Country or Region**, and create a **Password**.


Note: To get enhanced benefits, please sign up with your company email address rather than a free email ID like Gmail, Hotmail, etc.

If you would like IBM to contact you for any changes to services or new offerings, then check the box to accept the option to be notified by email.

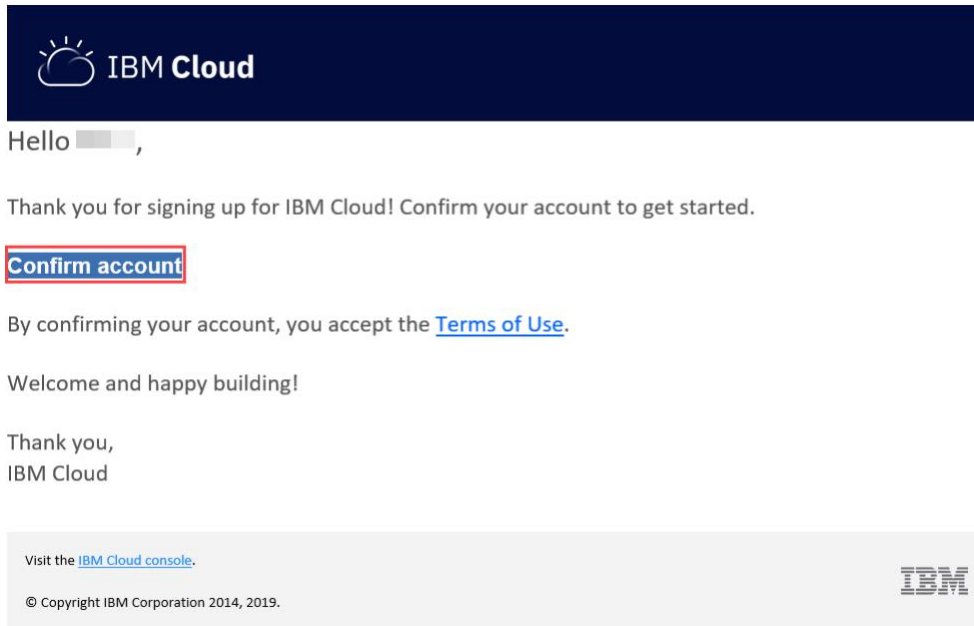
Then click **Create Account** to create your IBM Cloud account.

Task 2: Confirm your email address


1. An email is sent to the address that you signed up with.



2. Check your email, and in the email that was sent to you, click **Confirm Account**.



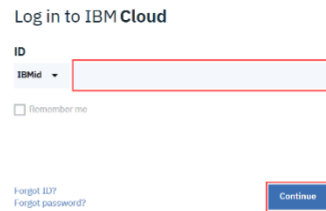
3. You will receive notification that your account is confirmed.



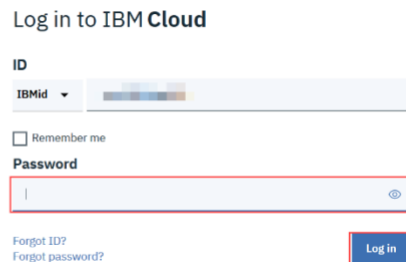
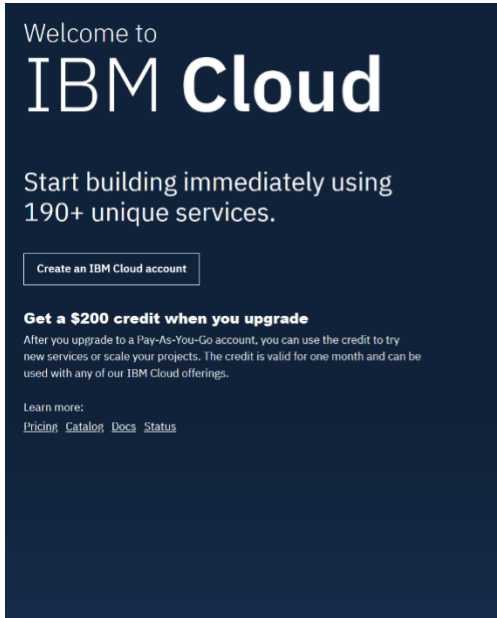
Click **Log In**, and you will be directed to the IBM Cloud Login Page.

Task 3: Login to your IBM Cloud account

1. On the [Log in to IBM Cloud](#) page, in the ID box, enter your email address and then click **Continue**.



2. In the **Password** box, enter your password, and then click **Log in**.



Congratulations! You can now explore the [IBM Cloud catalog](#) and provision various services on cloud.

Note:

Note: Only Lite service plans on IBM Cloud can be used at no-charge. Other service plans are not available for free and may require a credit card.

Share your progress

Follow us on Twitter and share some of interesting services you come across on IBM Cloud.



What's happening?

I just created an @IBMCLOUD account to provision free services as part of this Introduction to Cloud course by @ravahuja on Cognitive Class - <https://cognitiveclass.ai/courses/introduction-to-cloud>

Tweet



[Click here](#) to share the above Tweet.

[Follow Rav Ahuja](#)